

Bremsbeläge, technische Daten

Achse
Vorne

WVA
23271, 23745

Breite
119,8 mm

Stärke
17,7 mm


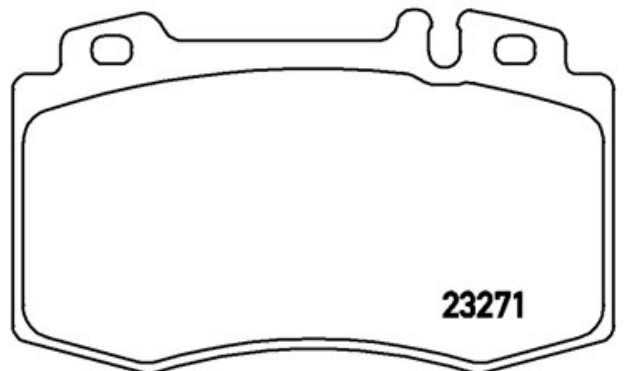

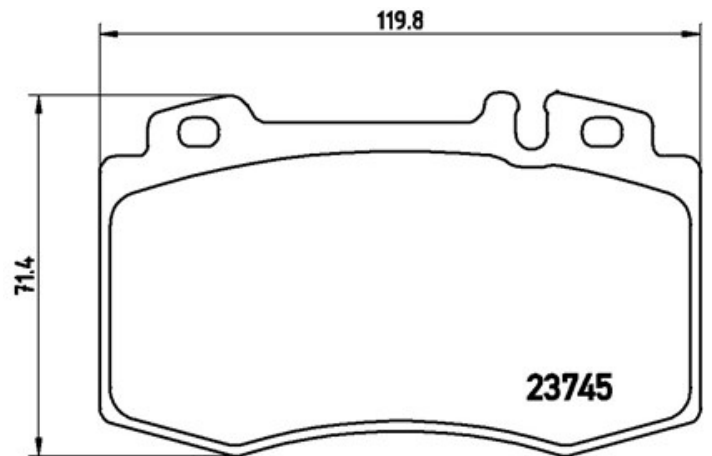
Höhe
71,4 mm

Bremssystem
Brembo

Eigenschaften

Verschleißanzeiger
Vorbereitung

EAN-Code
8020584054253



Kompat. Fahrzg.

MERCEDES-BENZ			
Modell	Typ	kW	Baujahr
C-CLASS (W203)	3.5 (203.056)	170	01/05 02/07
C-CLASS (W203)	C 180 Kompressor (203.046)	105	05/02 02/07
C-CLASS (W203)	C 200 CDI (203.004)	75	02/01 06/03
C-CLASS (W203)	C 200 CDI (203.004)	85	09/00 06/03
C-CLASS (W203)	C 200 CDI (203.007)	90	04/03 02/07
C-CLASS (W203)	C 200 CGI Kompressor (203.043)	125	07/03 02/07
C-CLASS (W203)	C 200 Kompressor (203.042)	120	05/02 02/07
C-CLASS (W203)	C 220 CDI (203.006)	100	05/00 02/07
C-CLASS (W203)	C 220 CDI (203.006)	105	05/00 02/07
C-CLASS (W203)	C 220 CDI (203.008)	110	02/03 02/07
C-CLASS (W203)	C 230 Kompressor (203.040)	141	02/04 02/07
C-CLASS (W203)	C 240 (203.061)	125	05/00 02/07
C-CLASS (W203)	C 270 CDI (203.016)	120	12/00 02/07
C-CLASS (W203)	C 270 CDI (203.016)	125	12/00 02/07
C-CLASS (W203)	C 30 CDI AMG (203.018)	170	01/03 02/07
C-CLASS (W203)	C 32 AMG Kompressor (203.065)	260	02/01 02/07
C-CLASS (W203)	C 320 (203.064)	160	05/00 02/07
C-CLASS (W203)	C 320 CDI (203.020)	165	01/05 02/07
C-CLASS (W203)	C 350 (203.056)	200	01/05 02/07
C-CLASS (W203)	C 350 4-matic (203.087)	200	01/05 02/07
C-CLASS (W203)	C 55 AMG (203.076)	270	02/04 02/07
C-CLASS Coupe (CL203)	C 30 CDI AMG (203.718)	170	09/02 05/08
C-CLASS Coupe (CL203)	C 32 AMG Kompressor (203.765)	260	05/02 05/08
C-CLASS T-Model (S203)	C 180 Kompressor (203.246)	105	05/02 08/07
C-CLASS T-Model (S203)	C 200 CDI (203.204)	85	03/01 08/07
C-CLASS T-Model (S203)	C 200 CDI (203.204, 203.207)	75	03/01 08/07
C-CLASS T-Model (S203)	C 200 CDI (203.207)	90	04/03 08/07
C-CLASS T-Model (S203)	C 200 CGI Kompressor (203.243)	125	07/03 08/07
C-CLASS T-Model (S203)	C 200 Kompressor (203.242)	120	05/02 08/07

C-CLASS T-Model (S203)	C 200 Kompressor (203.245)	120	03/01 05/02
C-CLASS T-Model (S203)	C 220 CDI (203.206)	105	03/01 08/07
C-CLASS T-Model (S203)	C 220 CDI (203.208)	110	02/04 08/07
C-CLASS T-Model (S203)	C 220 CDI (203.208)	100	08/06 08/07
C-CLASS T-Model (S203)	C 230 Kompressor (203.240)	141	02/04 08/07
C-CLASS T-Model (S203)	C 240 (203.261)	125	03/01 08/07
C-CLASS T-Model (S203)	C 270 CDI (203.216)	120	03/01 08/07
C-CLASS T-Model (S203)	C 270 CDI (203.216)	125	03/01 08/07
C-CLASS T-Model (S203)	C 30 CDI AMG (203.218)	170	01/03 08/07
C-CLASS T-Model (S203)	C 32 AMG Kompressor (203.265)	260	03/01 08/07
C-CLASS T-Model (S203)	C 320 (203.264)	160	03/01 08/07
C-CLASS T-Model (S203)	C 320 CDI (203.220)	165	06/05 08/07
C-CLASS T-Model (S203)	C 350 (203.256)	200	01/05 08/07
C-CLASS T-Model (S203)	C 350 4-matic (203.287)	200	01/05 08/07
C-CLASS T-Model (S203)	C 55 AMG (203.276)	270	02/04 08/07
CLK (C209)	320 CDI (209.320)	165	01/05 05/09
CLK (C209)	350 (209.356)	200	01/05 05/09
CLK (C209)	500 (209.372)	285	06/06 05/09
CLK (C209)	500 (209.375)	225	06/02 05/09
CLK (C209)	55 AMG (209.376)	270	09/02 05/09
CLK Convertible (A209)	CLK 320 CDI (209.420)	165	03/05 03/10
CLK Convertible (A209)	CLK 350 (209.456)	200	01/05 03/10
CLK Convertible (A209)	CLK 500 (209.472)	285	06/06 03/10
CLK Convertible (A209)	CLK 500 (209.475)	225	02/03 03/10
CLK Convertible (A209)	CLK 55 AMG (209.476)	270	02/03 03/10
CLS (C219)	CLS 280 (219.354)	170	07/08 12/10
CLS (C219)	CLS 300 (219.354)	170	04/09 12/10
CLS (C219)	CLS 320 CDI	155	01/05 12/10
CLS (C219)	CLS 320 CDI (219.322)	165	01/05 12/10
CLS (C219)	CLS 350 (219.356)	200	10/04 12/10
CLS (C219)	CLS 350 (219.357)	215	04/06 12/10
CLS (C219)	CLS 350 CDI	200	04/09 12/10
CLS (C219)	CLS 350 CDI (219.322)	165	04/09 12/10

CLS (C219)	CLS 500 (219.372)	285	04/06 12/10
CLS (C219)	CLS 500 (219.375)	225	10/04 12/10
E-CLASS (W211)	E 200 Kompressor (211.041)	135	04/06 12/08
E-CLASS (W211)	E 200 Kompressor (211.042)	120	11/02 12/08
E-CLASS (W211)	E 230 (211.052)	150	09/07 12/08
E-CLASS (W211)	E 280 (211.054)	170	03/05 12/08
E-CLASS (W211)	E 280 CDI (211.020)	140	03/05 12/08
E-CLASS (W211)	E 280 CDI (211.023)	130	05/04 12/08
E-CLASS (W211)	E 300 BlueTEC (211.024)	155	09/07 12/08
E-CLASS (W211)	E 320 (211.065)	165	03/02 12/08
E-CLASS (W211)	E 320 CDI (211.022)	165	03/05 12/08
E-CLASS (W211)	E 320 CDI (211.026)	150	11/02 12/08
E-CLASS (W211)	E 350 (211.056)	200	03/05 12/08
E-CLASS (W211)	E 350 CGI (211.057)	215	09/07 12/08
E-CLASS (W211)	E 400 CDI (211.028)	191	02/03 12/08
E-CLASS (W211)	E 500 (211.070)	225	03/02 12/08
E-CLASS (W211)	E 500 (211.072)	285	04/06 12/08
E-CLASS Platform/Chassis (VF211)	E 220 CDI (211.606)	110	10/03 07/06
E-CLASS Platform/Chassis (VF211)	E 220 CDI (211.608)	125	04/06 07/09
E-CLASS Platform/Chassis (VF211)	E 270 CDI (211.616)	120	03/03 07/09
E-CLASS Platform/Chassis (VF211)	E 270 CDI (211.616)	130	10/03 07/05
E-CLASS Platform/Chassis (VF211)	E 280 CDI (211.620)	140	08/05 07/09
E-CLASS T-Model (S211)	350 CGI (211.257)	215	05/06 07/09
E-CLASS T-Model (S211)	E 200 CDI (211.207)	100	04/06 07/09
E-CLASS T-Model (S211)	E 200 Kompressor (211.241)	135	04/06 07/09
E-CLASS T-Model (S211)	E 200 T Kompressor (211.242)	120	03/03 07/09
E-CLASS T-Model (S211)	E 220 CDI (211.206)	100	03/03 07/09
E-CLASS T-Model (S211)	E 220 T CDI (211.208)	125	04/06 07/09
E-CLASS T-Model (S211)	E 230 T (211.252)	150	05/07 07/09
E-CLASS T-Model (S211)	E 280 T (211.254)	170	03/05 07/09
E-CLASS T-Model (S211)	E 280 T CDI (211.220)	140	03/05 07/09
E-CLASS T-Model (S211)	E 280 T CDI (211.223)	130	05/04 07/09
E-CLASS T-Model (S211)	E 320 T (211.265)	165	03/03 07/09
E-CLASS T-Model (S211)	E 320 T CDI (211.222)	155	11/07 07/09

E-CLASS T-Model (S211)	E 320 T CDI (211.222)	165	03/05 07/09
E-CLASS T-Model (S211)	E 320 T CDI (211.226)	150	03/03 07/09
E-CLASS T-Model (S211)	E 350 T (211.256)	200	03/05 07/09
E-CLASS T-Model (S211)	E 500 T (211.270)	225	10/03 07/09
E-CLASS T-Model (S211)	E 500 T (211.272)	285	04/06 07/09
S-CLASS Coupe (C215)	CL 500	215	09/04 12/05
S-CLASS Coupe (C215)	CL 55 AMG (215.373)	265	10/99 03/06
S-CLASS Coupe (C215)	CL 63 AMG	326	09/01 03/06
SL (R230)	280 (230.454)	170	03/08 01/12
SL (R230)	300 (230.454)	170	04/09 01/12
SL (R230)	350 (230.456)	200	03/06 01/12
SL (R230)	350 (230.458)	232	04/08 01/12
SL (R230)	500 (230.471)	285	03/06 01/12
SLK (R171)	350 (171.456)	200	06/04 02/11
SLK (R171)	55 AMG (171.473)	265	06/04 02/11
SLK (R171)	55 AMG (171.473)	294	06/06 02/11

MERCEDES-BENZ (BBDC)

Modell	Typ	kW	Baujahr
E-CLASS (W211)	1.8 E 200 (211.041)	135	09/06 12/12
E-CLASS (W211)	1.8 E 200 K (211.042)	120	11/05 12/06
E-CLASS (W211)	2.5 E 230 (211.052)	150	11/05 12/09
E-CLASS (W211)	3.0 E 280 (211.054)	170	11/05 12/09
E-CLASS (W211)	3.5 E 350 (211.056)	200	11/05 12/09

OE-Teilnr.

Passende OE-Teilenummern

MERCEDES-BENZ	0034205820
MERCEDES-BENZ	0044200520
MERCEDES-BENZ	004420052067
MERCEDES-BENZ	0044209020
MERCEDES-BENZ	0054209520
MERCEDES-BENZ	0064203220
MERCEDES-BENZ	4420052067
MERCEDES-BENZ	A0034205820

MERCEDES-BENZ

A0044200520

MERCEDES-BENZ

A004420052067

MERCEDES-BENZ

A0044209020

MERCEDES-BENZ

A0054209520

MERCEDES-BENZ

A0064203220

MERCEDES-BENZ

A4420052067
