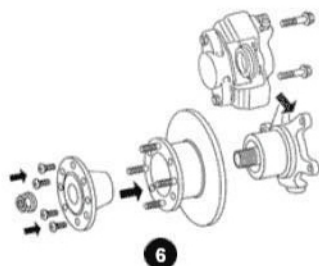
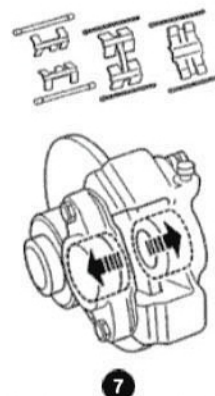


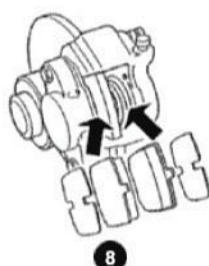
AP LOCKHEED FIXED TYPE Mounting



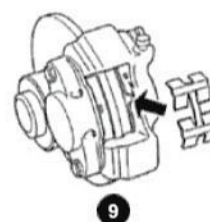
Fit the disc first, then the caliper.



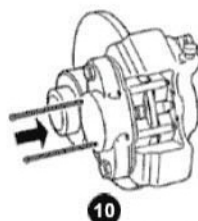
Push the pistons back.



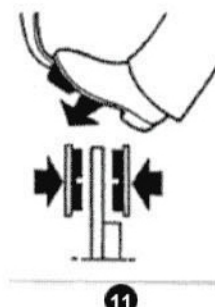
Introduce the new pads and anti-noise plates.



Reassemble the support spring.

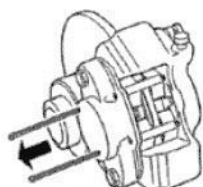


Push the cotter pins or pad pins into place until arrest is reached.




Depress the brake pedal several times to bring the pads together.

AP LOCKHEED FIXED TYPE Dismounting



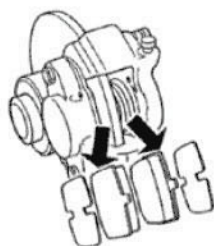
1

Remove the cotter pins or pad pins.



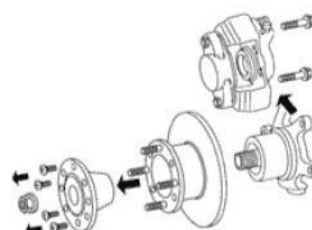
2

Remove the spring from its seat.



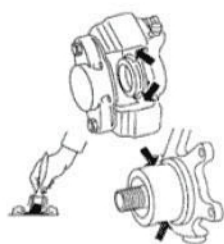
3

Remove the pads and special plates.



4

Remove the caliper first, then the disc.



5

Dry clean the caliper and the wheel hub.