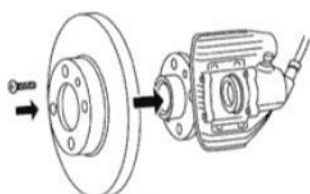
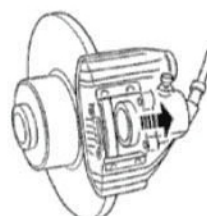


# ATE FRI TYPE Mounting



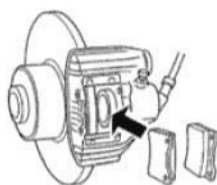
6

Fit the disc on the wheel hub



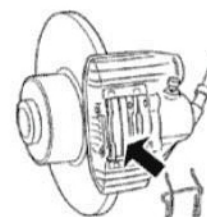
7

Push the piston back.



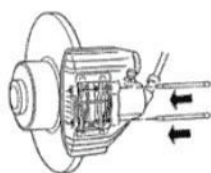
8

Introduce the new pads.



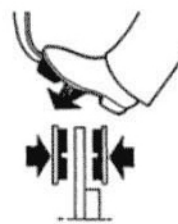
9

Reassemble the spring, positioning it in the correct direction.



10

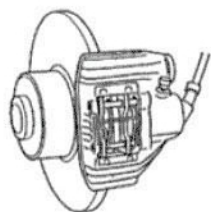
Push the pad pins into place until arrest is reached.



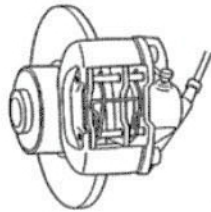
11

Depress the brake pedal several times to bring the pads together.

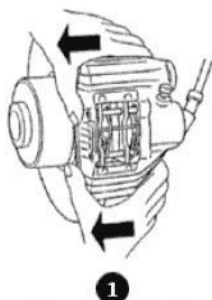
# ATE FRI TYPE Dismounting



Citroen

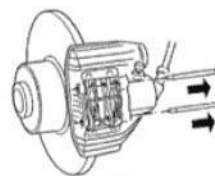


Peugeot




1

Push the piston back, pulling towards the outside to free the pad.  
Disconnect the wear sensor if necessary.



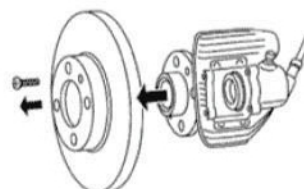
2

Extract the two pad pins.




3

Extract the pads and spring.



4

Remove the disc



5

Dry clean the caliper and the wheel hub