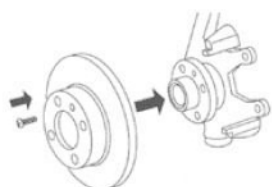
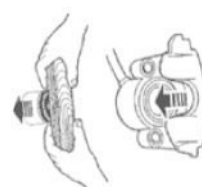


ATE VW Mounting



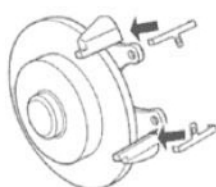
6

Fit the disc on the wheel hub.




7

Push the piston back.



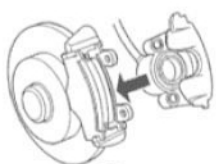
8

Position the small springs in their seat.



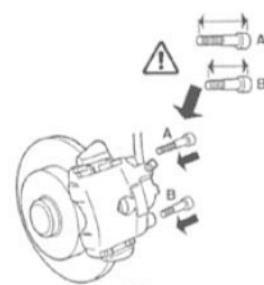
9

Reassemble the pads, with the longest on the outside.



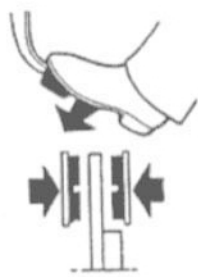
10

Replace the caliper.



11

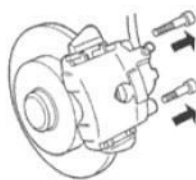
Tighten the studs, with the longest on the upper part of the caliper.
Tighten to the specified torque.



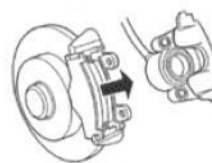
12

Depress the brake pedal several times to bring the pads together.

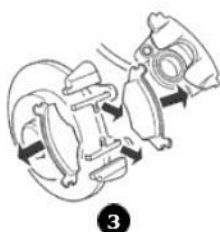
ATE VW Dismounting



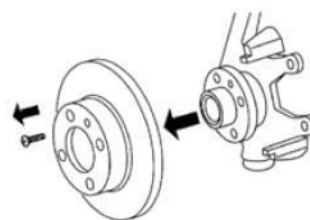
1
Remove the studs.



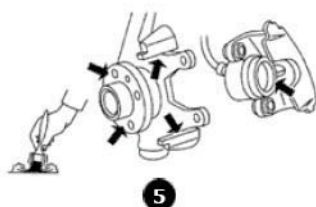
2
Remove the caliper.



3
Remove the pads and respective retainers.



4
Remove the disc.



5
Dry clean the caliper, its holder and the wheel hub.