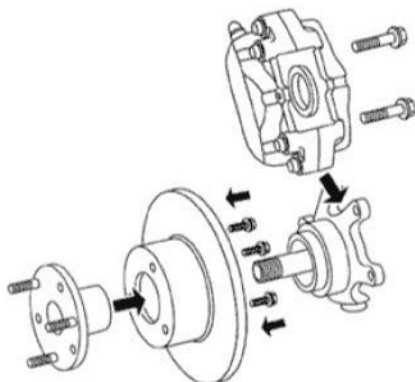
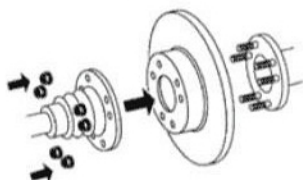


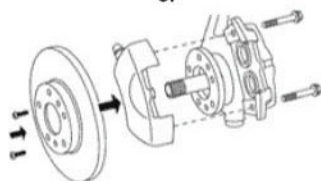
# BREMBO SLC 36 TYPE Mounting



or

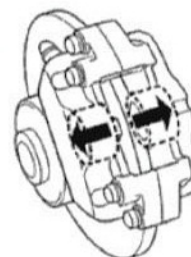


or



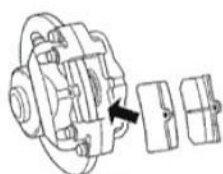
6

Fit the disc first, then the caliper.



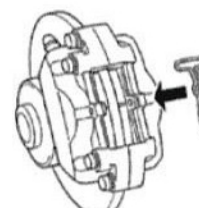
7

Push the piston back.



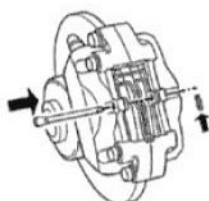
8

Introduce the new pads.



9

Position the pad support spring in the appropriate assembly direction.



10

Reassemble the pad pin and respective clip.

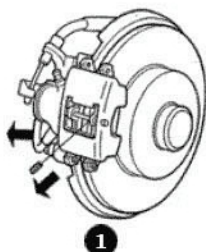


11

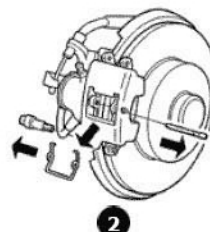
Depress the brake pedal several times to bring the pads together.

# BREMBO SLC 36 TYPE

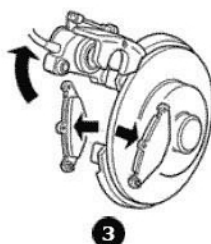
## Dismounting



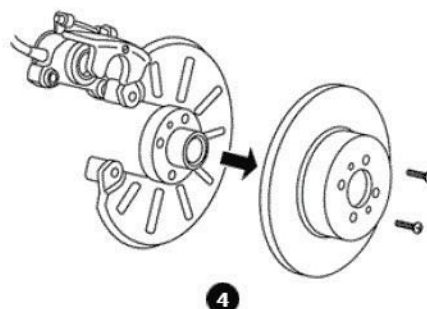
Remove the plug. If necessary, disconnect the caliper supply pipe from its support on the suspension arm.



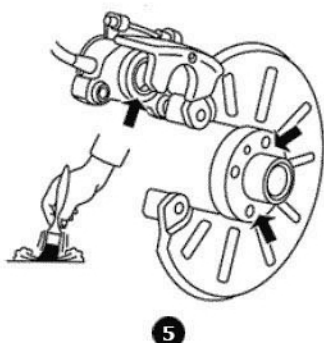
Extract the pad pin and remove the support spring. Unscrew the lower stud and remove it.



Turn the caliper and remove the pads.



Remove the disc.



Dry clean the caliper and the wheel hub.