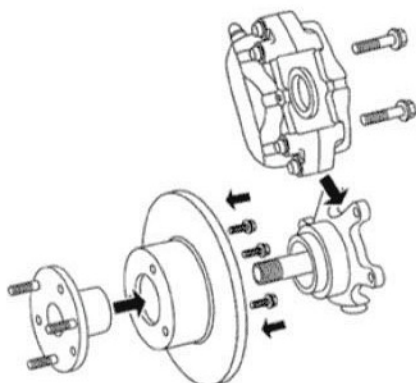
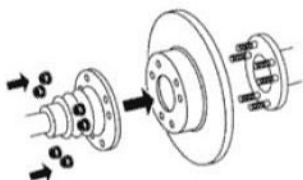


# CITROEN 2CV TYPE

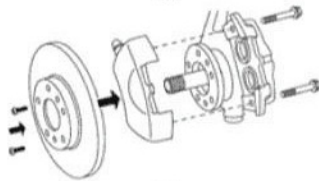
## Mounting



or

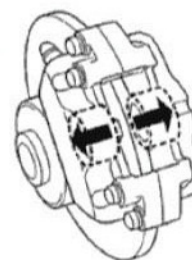


or



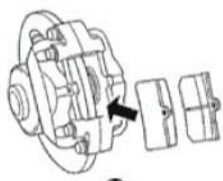
6

Fit the disc first, then the caliper.



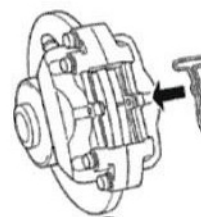
7

Push the piston back.



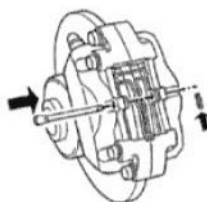
8

Introduce the new pads.



9

Position the pad support spring in the appropriate assembly direction.



10

Reassemble the pad pin and respective clip.

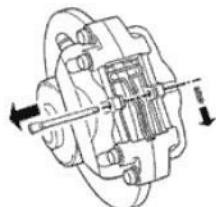


11

Depress the brake pedal several times to bring the pads together.

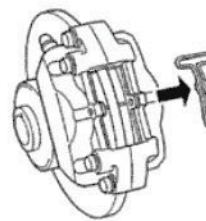
# CITROEN 2CV TYPE

## Dismounting



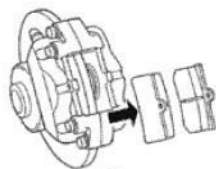
1

Remove the clip and respective pad pin. Disconnect the wear sensor, if necessary.



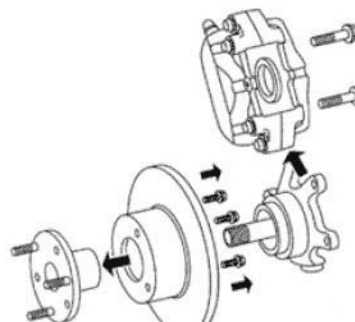
2

Remove the support spring.

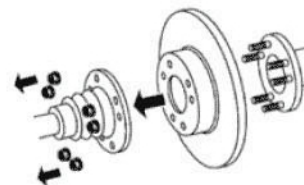


3

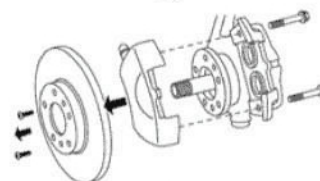
Remove the pads.



or




or



4

Remove the caliper first, then the disc.



5

Dry clean the caliper and the wheel hub.