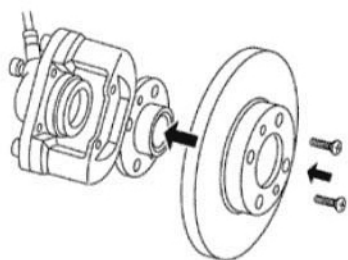



# LUCAS JANET Mounting



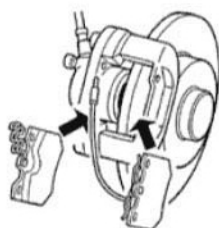
6

Fit the disc on the wheel hub



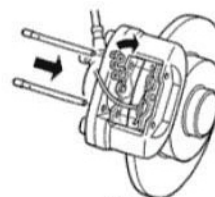
7

Push the piston back.



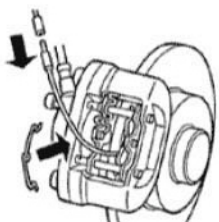
8

Position the new pads turning them in the correct direction.



9

Push the pad pins into place until arrest is reached. Block the spring on the pad pin.



10

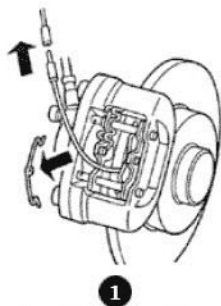
Reposition the clip. Reconnect the wear sensor.



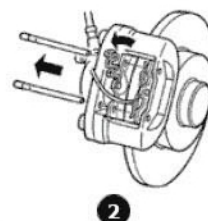
11

Depress the brake pedal several times to bring the pads together.

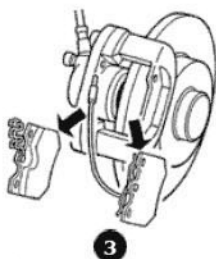
# LUCAS JANET Dismounting



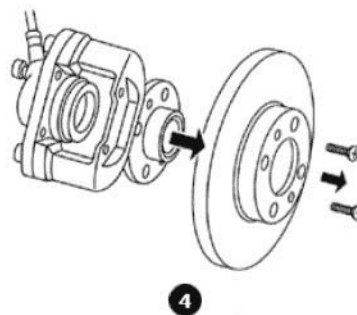
1  
Remove the clip. Disconnect the wear sensor.




2  
Extract the spring and remove the pad pin.



3  
Remove the pads.



4  
Remove the disc.



5  
Dry clean the caliper and the wheel hub